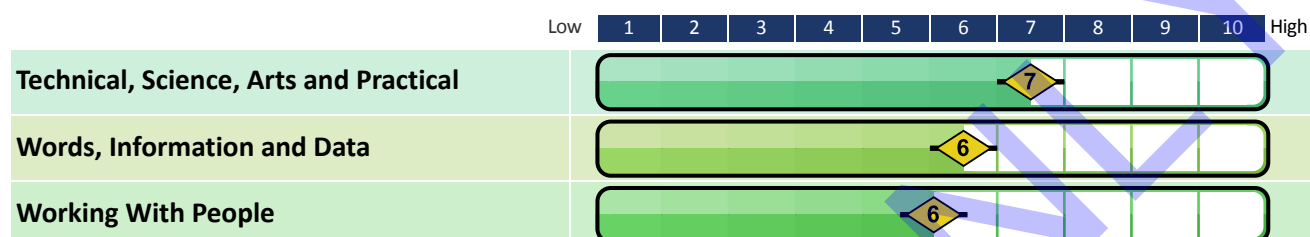


## My Careers Choices - Results in Detail

### Description

The Career Choices Assessment that you completed looks at the type of things that interest you. The world of work includes many different jobs or careers that you can follow. Some of these are concerned with working with people, others with more technical or practical jobs. Some jobs are more focussed on working with words, information and data. Look at the profile below which displays the interests you have shown from your responses to the questionnaire. Consider this information alongside the results from your other assessments and how you performed on the ability tests. You may find it useful to discuss this with a guidance practitioner, tutor or supervisor.

### Your Interests

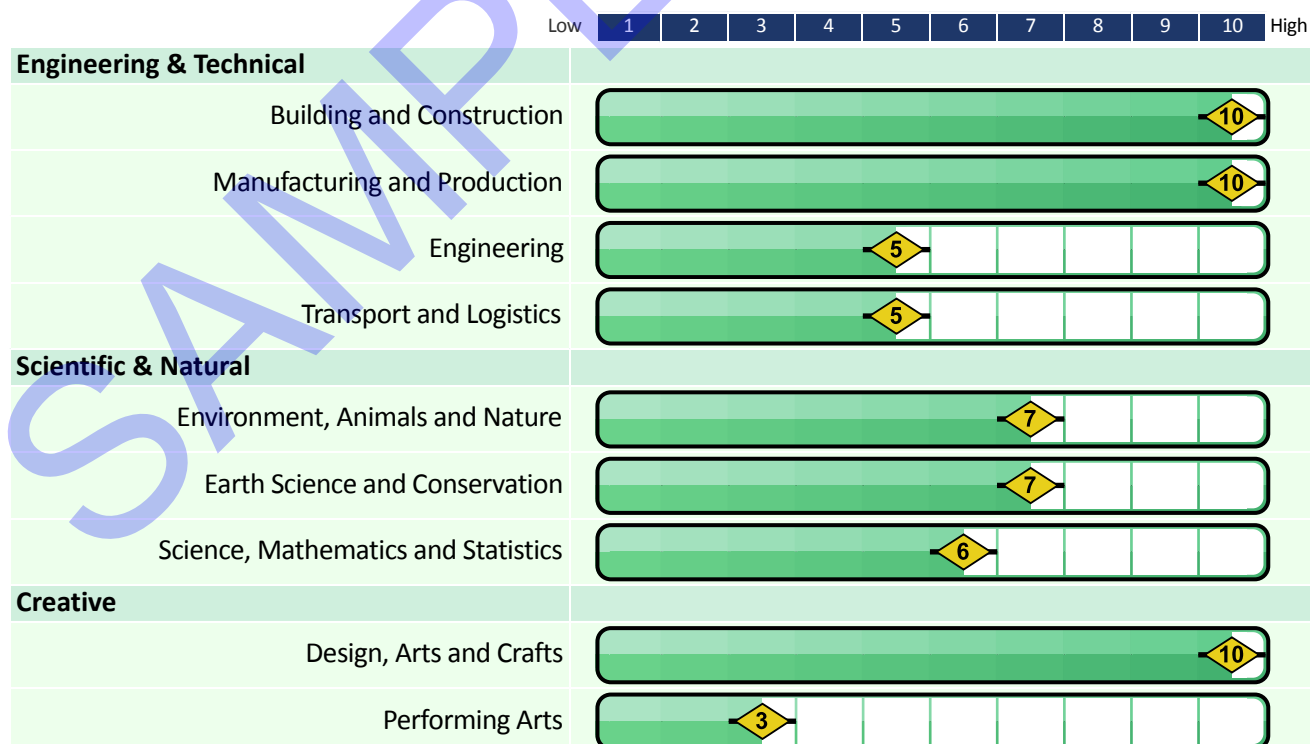


Everyone has a set of things that interest them most. The above graph shows how interested you are in each of the three main areas of work. Your results are displayed in rank order of priority from your highest to lowest scores.

You are mainly interested in jobs and training that deal with technical, science, arts and practical things. As you will see below, many different types of jobs are included in each area and you now need to look at exactly what type of work areas most suits your interests. Don't forget that interest in a subject is one thing, being able to do it is another. There are many factors including interests that help you to become successful. These include what you are good at, what motivates you, how you like to learn and, of course, more practical things such as whether you can afford to train and if you need to find work.

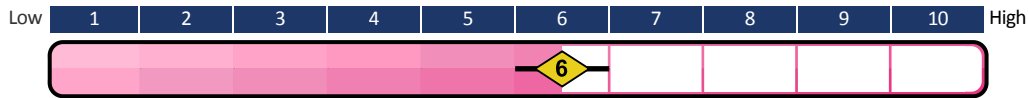
### Technical, Science, Arts and Practical

Below is a breakdown of the sectors commonly found within the Technical, Science, Arts and Practical area of career interests. Your preferences in this area are displayed below in priority order from the highest to the lowest interest.



## Your Learning Styles

### Group Worker



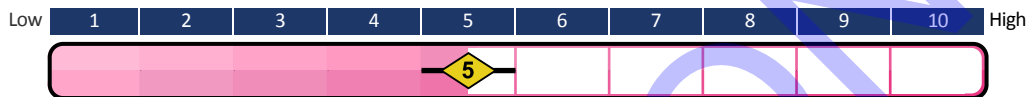
#### Description

The peer oriented individual is likely to feel most comfortable when able to work in a group or with others and is less happy to work alone.

#### Your Result

You feel happy either working in a group or with a partner or on your own depending on what activity you are involved in.

### Looking & Listening



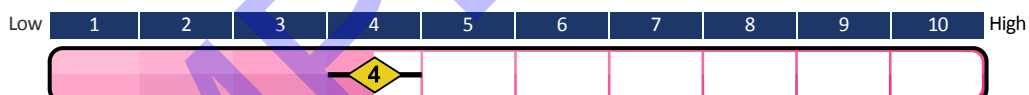
#### Description

This describes a tendency to learn best by watching, observing and listening and is generally best achieved through reading written information, listening to spoken lectures, through discussion or through sound/visual recorded information.

#### Your Result

You quite like to learn by listening to lectures or discussions, or from hearing recordings of information. You also quite like to learn by watching a DVD/Video or demonstration of something or by reading written information.

### With Supervision



#### Description

Authority orientated people benefit from a great deal of one-to-one support from the tutor or supervisor and find this makes learning easier as they feel less able to work things through alone and without reassurance.

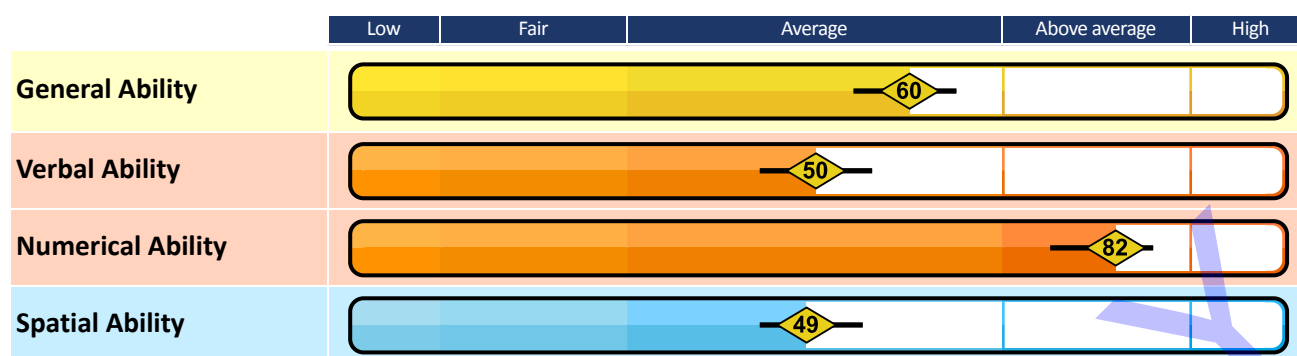
#### Your Result

You benefit from some individual support from your tutor which you find helpful. As well as this you benefit from working things through on your own, so you should make use of opportunities to do this.

Think about your preferred ways of learning when deciding which course or career you are going to follow. Different subjects and careers are approached in various ways and vocational courses and training are presented and assessed in a different way to many of the more academic courses.

This report can help you to understand your learning preferences and how well they match with your chosen area of study or work. When looked at with your ability scores, this may help you to see how well you are likely to get on with what you hope to do in the future or with your current situation. Use the results to contribute to your learning development plan at the end of this report.

## Your test results - a visual summary



## Understanding your test scores

**Comparison group** - Your comparison group when exploring your results is **Level 1**.

Your result on each ability test will be described as being in one of the following categories. You should think of each result as follows:

| Group         | Description   | Range of Score |
|---------------|---|----------------|
| High          | your score is a great deal better than others in your comparison group              | Top 10%        |
| Above average | your score is generally better than the majority of people in your comparison group | Next 20%       |
| Average       | your score is very similar to others in your comparison group                       | Middle 40%     |
| Fair          | your score is not quite as good as others in your comparison group                  | Next 20%       |
| Low           | your score is lower than most people in your comparison group                       | Lower 10%      |

It is also true to say that the score you gain on this test may not be absolutely precise since it is recognized that you may do slightly better or worse if you sat the test again. The range in which your true score is expected to fall is represented by the length of the black line underneath the diamond.

Although it is quite useful to know how you did when compared with other people, it is much more important to compare your own scores against each other. This will help you to focus on your own strengths and interests and also to find out what aspects you find difficult.